



INTRODUCING THE

 **dedolight**®

PRECISION LIGHTING INSTRUMENTS

FOCUSING LED LIGHTS

**TURBO SERIES**  
(THE WHISPER LIGHT)



# INTRODUCING THE TURBO SERIES OF DEDOLIGHT FOCUSING LED LIGHTS

NEW CONFIGURATION,  
SMALL FIXTURE,  
HIGH OUTPUT.  
SUPER SILENT  
ACTIVE COOLING.  
IDEAL FOR  
THE SMALL TEAM.



The actual light sources have now nearly doubled in performance in a housing similar to our DLED4 (40W unit), but now operated with 2x90W in the bicolor version.

Although these light heads provide significantly higher light output, and in spite of the added cooling devices, the weight of these light heads is still identical with the original DLED4, 40W light head.



Only the ballast has grown somewhat, to accommodate the increased power. Alternative power supplies still allow battery operation.

The bicolor versions are continuously adjustable from 2700K all the way to 6500K. Pure monochrome versions in daylight or tungsten are also available.

The noise level of the whisper cooling will surprise you – even under the most critical conditions.

Kits can include soft boxes, imager/projection attachments. Complete 3-light-kits (DLED7) with plenty of accessories are still light enough for checked-in baggage on flights, packed in super sturdy cases with wheels and pull-out handle.



# DEDOLIGHT DLED TURBO SERIES DLED7

## SMALL PACKAGE, DRASTICALLY ENHANCED OUTPUT

### ACTIVE COOLING — SILENT

Basic size is identical to the now very well accepted DLED4. Small, compact, elegant focusing, robust with double helical focusing mechanism. Now including a very quiet active cooling system enabling the use of much higher wattage LED light sources. Provides drastically enhanced light output. See comparison of the photometrics.

- Available in monocolour versions as daylight or tungsten.
- Also available as bicolor, tunable 2700K to over 6000K.
- Available with DMX as pole-operated versions (optional).

One of the most desirable, fully portable, very capable lighting packages for the small team with all the known dedolight advantages plus optional battery operation. For interview lighting, such small lights, when used as key or fill light, may possibly be regarded as relatively aggressive because of the drastically enhanced output. The use of the optional soft box turns it into a beautiful, gentle light source with a much larger area for pleasing lighting and still sufficient output to cover most everyday situations.


Works perfectly with the third DLED7

light as a highly focusable and tunable back light or accent light.


For delicate and moody background projection. When such background projections are lifted slightly out of focus, you can easily create the illusion of a 3-dimensional world and depth.

Maybe the most versatile and unique tool for professional lighting, for use in the smallest team as well as for the highest demands in big blockbuster projects.


### Comparison




**DLED4-D**  
Weight: 2.9 lbs (1.3 kg)



**DT4 (AC Ballast)**  
Weight: 2.2 lbs (1 kg)



**DLED7-D**  
Weight: 3.1 lbs (1.4 kg)

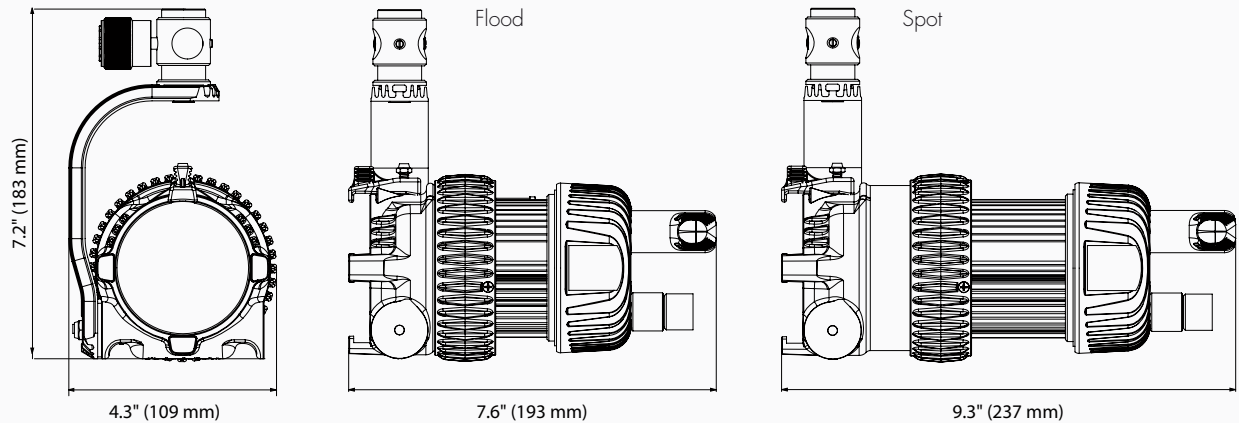


**DT7 (AC Ballast)**  
Weight: 3.1 lbs (1.4 kg)

| Light Head<br>(Focus Range) | DLED4-D<br>(60°-4°) | DLED4-BI (D)<br>(60°-4°) | Turbo Series        |                          | DLED9-D<br>(50°-4°) | DLED9-BI (D)<br>(50°-4°) | Arri 300<br>(55°-15°) |
|-----------------------------|---------------------|--------------------------|---------------------|--------------------------|---------------------|--------------------------|-----------------------|
|                             |                     |                          | DLED7-D<br>(60°-6°) | DLED7-BI (D)<br>(60°-8°) |                     |                          |                       |
| Lux Flood at 1m             | 1,500               | 1,580                    | 2,500               | 2,600                    | 5,080               | 5,050                    | 4,500                 |
| Lux Spot at 1m              | 14,500              | 12,100                   | 38,000              | 21,000                   | 60,000              | 43,000                   | 16,803                |
| Power Consumption           | 41 W                | 44 W                     | 90 W                | 90 W                     | 90 W                | 90 W                     | 304 W                 |

# DLED7 TURBO TECHNICAL DATA

## DLED7-D, DLED7-T, DLED7-BI



### FOCUSING LED LIGHT HEAD: DLED7-D, DLED7-T, DLED7-BI

|                               |  |
|-------------------------------|--|
| Focus Range (Intensity Range) | 60-4° (1:20) with optional aspheric wide-angle attachment: 85-54°  |
| Focus Control                 | One complete turn on focus ring  |
| Power                         | Max. Power Consumption 90W Even for bicolor version, which operates, alternating between 2 x 90W light sources |
| Mounting                      | 5/8" (16 mm) receptacle and 1 1/8" (28 mm) stud  |
| Operating Position            | Any  |
| Tilt Control                  | Permanent friction   |
| Accessory Holder              | 3" (76 mm) diameter  |
| Safety                        | Protection Class III, SELV, IP20   |
| Cooling                       | Active Silent Cooling  |
| UV                            | No UV radiation  |
| Weight                        | 2.9 lb (1,300 g)   |

### DLED7-D Focusing LED Light Head. Daylight approx. 5600K

| Distance | Meter       | 1      | 2     | 3     | 4     | 5     |
|----------|-------------|--------|-------|-------|-------|-------|
|          | Feet        | 3'     | 6'    | 9'    | 12'   | 15'   |
| Flood    | Lux         | 2,500  | 625   | 278   | 156   | 100   |
|          | Foot Candle | 232    | 58    | 26    | 15    | 9     |
| Medium   | Lux         | 4,760  | 1,190 | 529   | 298   | 190   |
|          | Foot Candle | 442    | 111   | 49    | 28    | 18    |
| Spot     | Lux         | 38,000 | 9,500 | 4,222 | 2,375 | 1,520 |
|          | Foot Candle | 3,532  | 882   | 392   | 221   | 141   |

### DLED7-T Focusing LED Light Head. Tungsten approx. 3200K

| Distance | Meter       | 1      | 2     | 3     | 4     | 5   |
|----------|-------------|--------|-------|-------|-------|-----|
|          | Feet        | 3'     | 6'    | 9'    | 12'   | 15' |
| Flood    | Lux         | 2,600  | 650   | 289   | 163   | 104 |
|          | Foot Candle | 242    | 60    | 27    | 15    | 9,7 |
| Medium   | Lux         | 4,875  | 1,219 | 542   | 305   | 195 |
|          | Foot Candle | 453    | 113   | 50    | 28    | 18  |
| Spot     | Lux         | 21,000 | 5,250 | 2,333 | 1,313 | 840 |
|          | Foot Candle | 1,952  | 488   | 217   | 122   | 78  |

### DLED7-BI Focusing LED Light Head. Bicolor measured at 5600K – daylight

Color temperature continuously adjustable from 2700 – 6500K

| Distance | Meter       | 1      | 2     | 3     | 4   | 5   |
|----------|-------------|--------|-------|-------|-----|-----|
|          | Feet        | 3'     | 6'    | 9'    | 12' | 15' |
| Flood    | Lux         | 2,150  | 538   | 239   | 134 | 86  |
|          | Foot Candle | 200    | 50    | 22    | 13  | 8   |
| Medium   | Lux         | 3,757  | 939   | 417   | 235 | 150 |
|          | Foot Candle | 349    | 87    | 39    | 22  | 14  |
| Spot     | Lux         | 15,400 | 3,850 | 1,711 | 963 | 616 |
|          | Foot Candle | 1,431  | 358   | 159   | 90  | 57  |

Bicolor in tungsten function ~ 15 % lower output



# POWER OPTIONS FOR DLED7 TURBO

## DLED7-BI Turbo – Bicolor version with AC Ballast DT7-BI



### DT7-BI

Size: 10.35 x 2.8 x 2"  
(263 x 72 x 50 mm)

Weight: 3.1 lbs (1,400 g)

## DLED7-D / DLED7-T Turbo – Daylight or Tungsten with DC Ballast DT7-BAT-AB/-XLR



### DT7-BAT-AB DT7-BAT-XLR

Size: 8.4 x 2.8 x 2"  
(213 x 72 x 50 mm)

Weight: 1.3 lbs (610 g)

## DLED7-BI Turbo – Bicolor with DC Ballast DT7-BI-BAT-AB/-XLR



### DT7-BI-BAT-AB DT7-BI-BAT-XLR

Size: 8.4 x 2.8 x 2"  
(213 x 72 x 50 mm)

Weight: 1.4 lbs (650 g)

## ALSO AVAILABLE VERSIONS OF DLED7



### DLED7SE

Turbo Studio Version



### DLED7SE

as Pole Operated Version



### DLED7SE

as DMX Version

# DEDOLIGHT DLED3 TURBO SERIES



The smallest version, same size as the well-known DLED2, which features 20W, or as bicolor 2 x 20W, now working with a highly effective 40W or double 40W system for bicolor. Active cooling in a silent version, enabling drastically enhanced output. Complete, versatile lighting kit in a handbag format, with the full range of light-shaping and imaging capabilities.

Soft boxes, optionally available, for gentle, pleasing soft light application.

Most probably the smallest, most versatile lighting kit. Small enough to be allowed as cabin baggage.

Other, even more powerful versions of the DLED Turbo Series are still in test stage and may be introduced soon.

## Comparison



### DLED2

Weight: 17.5 oz. (495 g)



### DT2-BAT

Weight: 4.9 oz. (140 g)



### DT2-BI-BAT

Weight: 4.9 oz. (140 g)



### DLED3 Turbo

Weight: 16.8 oz. (475 g)



### DLP512-60 12V/60W

Size: 5.9 x 2.2 x 1.2" (150 x 55 x 30 mm)

Weight: 11.5 oz. (325 g)



### DT3-BAT

Size: 4.5 x 2.8 x 2"

(113 x 72 x 50 mm)

Weight: 12.7 oz. (360 g)



### DT3-BI-BAT

Size: 5.6 x 2.8 x 2"

(143 x 72 x 50 mm)

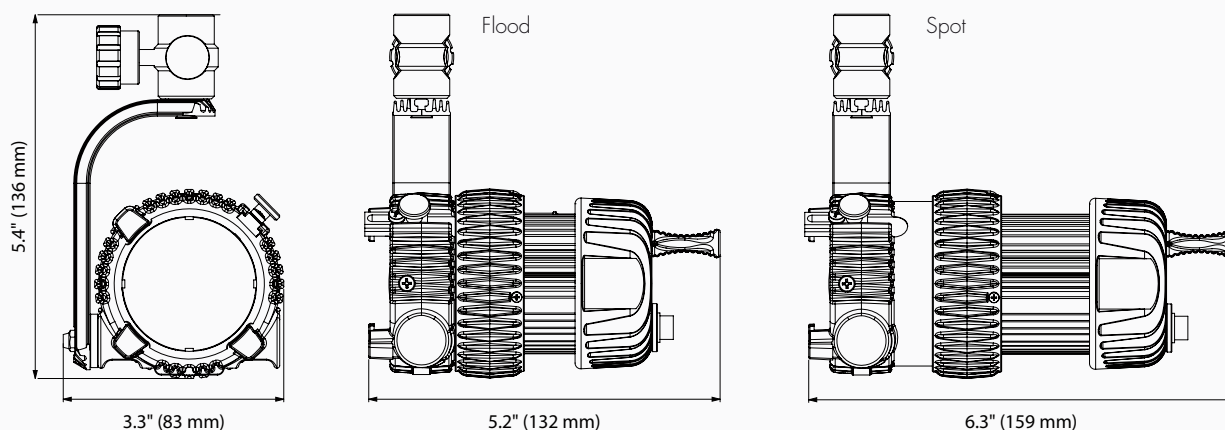
Weight: 12.7 oz. (460 g)

| Light<br>(Focus Range)                  | DLED2-D<br>(50°-5°) | DLED2-BI (D)<br>(50°-5°) | Turbo Serie         |                          |
|---|---------------------|--------------------------|---------------------|--------------------------|
|   |                     |                          | DLED3-D<br>(50°-5°) | DLED3-BI (D)<br>(50°-5°) |
| Lux Flood at 1m                         | 810                 | 820                      | 1,250               | 1,300                    |
| Lux Spot at 1m                          | 5,250               | 3,350                    | 8,100               | 4,800                    |
| Power Consumption                       | 20W                 | 20W                      | 40W                 | 40W                      |
| DLED3 Bicolor Tungsten 20% lower output |                     |                          |                     |                          |



# DLED3 TURBO TECHNICAL DATA

## DLED3-D, DLED3-T, DLED3-BI



### FOCUSING LED LIGHT HEAD: DLED3-D, DLED3-T, DLED3-BI

|  |  |
|--|--|
| Focus Range (Intensity Range)                                  | 50°-5° (1:7)   |
| Focus Control  | 3/4 turn on focus ring   |
| Power  | Max. Power Consumption 40W.<br>even for bi-color version,<br>alternating between two<br>40W light sources. |
| Mounting   | 5/8" (16 mm) receptacle  |
| Operating Position   | Any  |
| Tilt Control   | Adjustable friction  |
| Accessory Holder*  | Ø 2.3" (58 mm)   |
| Safety   | Protection Class III, SELV, IP20   |
| Cooling  | Active Silent Cooling  |
| UV   | No UV radiation  |
| Weight   | 1.8 lb (800 g)   |
| * for mounting the unique range of DLED3 front-end accessories |  |

### DLED3-D Focusing LED Light Head. Daylight approx. 5600K

| Distance | Meter       | 1      | 2     | 3     | 4     | 5   |
|----------|-------------|--------|-------|-------|-------|-----|
|          | Feet        | 3'     | 6'    | 9'    | 12'   | 15' |
| Flood    | Lux         | 1,350  | 338   | 150   | 84    | 54  |
|          | Foot Candle | 126    | 31    | 14    | 8     | 5   |
| Medium   | Lux         | 2,511  | 629   | 279   | 156   | 100 |
|          | Foot Candle | 237    | 58    | 26    | 15    | 9.3 |
| Spot     | Lux         | 16,500 | 4,125 | 1,833 | 1,031 | 660 |
|          | Foot Candle | 1,534  | 383   | 170   | 96    | 61  |

### DLED3-T Focusing LED Light Head. Tungsten approx. 3200K

| Distance | Meter       | 1     | 2     | 3   | 4    | 5    |
|----------|-------------|-------|-------|-----|------|------|
|          | Feet        | 3'    | 6'    | 9'  | 12'  | 15'  |
| Flood    | Lux         | 1,170 | 293   | 130 | 73   | 47   |
|          | Foot Candle | 109   | 27    | 12  | 7    | 4.4  |
| Medium   | Lux         | 1,942 | 486   | 216 | 121  | 78   |
|          | Foot Candle | 181   | 45    | 20  | 11.3 | 7.2  |
| Spot     | Lux         | 4,350 | 1,088 | 483 | 272  | 174  |
|          | Foot Candle | 404   | 101   | 45  | 25   | 16.2 |

### DLED3-BI Focusing LED Light Head. Bicolor measured at 5600K – daylight

Color temperature continuously adjustable from 2700 – 6500K

| Distance   | Meter       | 1     | 2     | 3   | 4    | 5   |
|--|-------------|-------|-------|-----|------|-----|
|  | Feet        | 3'    | 6'    | 9'  | 12'  | 15' |
| Flood  | Lux         | 1,450 | 363   | 161 | 91   | 58  |
|  | Foot Candle | 135   | 34    | 15  | 8.4  | 5.4 |
| Medium   | Lux         | 2,610 | 653   | 290 | 163  | 104 |
|  | Foot Candle | 243   | 61    | 27  | 15.2 | 10  |
| Spot   | Lux         | 5,650 | 1,413 | 628 | 353  | 226 |
|  | Foot Candle | 525   | 131   | 58  | 33   | 21  |
| Bicolor in tungsten function ~ 15 % lower output |             |       |       |     |      |     |

# TURBO KITS - DLED3 KITS

## DLED3 3 LIGHT KIT – WITH SOFT CASE

### SLT3-3-BI-S 3 Light MICRO LED Kit bicolor - STANDARD (3x DLED3 TURBO LED) AC/DC

- |                |   |
|----------------|---|
| 3 DLED3-BI     | Focusing 40W TURBO LED bicolor light head   |
| 3 DT3-BI-BAT   | DC dimmable ballast for DLED3-BI TURBO LED bicolor light heads for use with batteries. Input 11 - 18V DC. |
| 3 DLOB/ML-AB-S | Cable 22 cm / 9" with Anton/Bauer connector   |
| 3 DBDS8        | Standard 8-leaf barn door for DLED2/DLED3 light heads   |
| 1 DP1S         | Universal projection attachment/imager incl. 60mm lens for DLED2/DLED3 LED light heads. Incl. DPGHS       |
| 1 DPGSETS      | Gobo set for DP1S imagers   |
| 2 DLED2-SBX    | Soft box for DLED2/DLED3 LED light heads  |
| 2 DLSR60       | Speedring for DLED2/DLED3 soft box, fits accessory slot   |
| 3 DLPS12-60    | Mains power supply for DT3(BI)-BAT (A/E/G/J/U 100 - 240 V AC, please specify power connector)             |
| 3 DLPS12-EXT5  | Extension cable for 12V power supply, 5m long   |
| 1 DSCS         | Soft case, small  |
| 1 SDSTM3       | Extra stand kit with 3x DSTM, 2x DSTFX40 and soft bag   |

Size: 53 x 24 x 23 (20.9" x 9.5" x 9.1")

Weight: 8.4 kg (18.5 lbs)

### SLT3-3-D-S 3 Light MICRO LED Kit daylight - STANDARD (3x DLED3 TURBO LED) AC/DC

Same as SLT3-3-BI-S, but as 40 W TURBO daylight system with DLED3-D, DT3-BAT ballasts instead of bicolor units.





■ **SLT3-3-BI-M 3 Light MICRO LED Kit bicolor - MASTER**

(3x DLED3 TURBO LED) AC/DC

- |               |   |
|---------------|---|
| 3 DLED3-BI    | Focusing 40W TURBO LED bicolor light head   |
| 3 DT3-BI-BAT  | DC dimmable ballast for DLED3-BI TURBO LED bicolor light heads for use with batteries. Input 11 - 18V DC.   |
| 3 DLOBML-AB-S | Cable 22 cm / 9" with Anton/Bauer connector   |
| 3 DBDS8       | Standard 8-leaf barn door for DLED2/DLED3 light heads   |
| 1 DP1S        | Universal projection attachment/imager incl. 60mm lens for DLED2/DLED3 LED light heads. Incl. DPGHS         |
| 1 DPGSETS     | Gobo set for DP1S imagers   |
| 2 DLED2-SBX   | Soft box for DLED2/DLED3 LED light heads  |
| 2 DLSR60      | Speedring for DLED2/DLED3 soft box, fits accessory slot   |
| 3 DLPS12-60   | Mains power supply for DT3(BI)-BAT (A / E / G / J / U. 100 - 240 V AC, please specify power connector)      |
| 3 DLPS12-EXT5 | Extension cable for 12V power supply, 5m long   |
| 3 LiTH 95 SI  | Batteries with internal charger   |
| 3 DLBCA2-V    | Belt adapter for V-Mount batteries with holding plate for DT3(BI)-BAT power supplies. DTAP power out socket |
| 2 DSCS        | Soft case, small  |
| 1 SDSTM3      | Extra stand kit with 3x DSTM, 2x DSTFX40 and soft bag   |

Size (2x): 53 x 24 x 23 (20.9" x 9.5" x 9.1")

Weight (main case): 8.4 kg (18.5 lbs)

Weight (BAT case): 5.3 kg (11.7 lbs)



■ **SLT3-3-D-M 3 Light MICRO LED Kit daylight - MASTER**

(3x DLED3 TURBO LED) AC/DC

Same as SLT3-3-BI-M, but as 40 W TURBO daylight system with DLED3-D, DT3-BAT ballasts instead of bicolor units.



# TURBO KITS - DLED7 KITS

## DLED7 3 LIGHT KIT – WITH HARD CASE

### **KLT7-3-BI** 3 Light LED Kit - bicolor (3x DLED7 TURBO LED) AC

|   |             |   |
|---|-------------|---|
| 3 | DLED7-BI    | dedolight focusing LED light head, bicolor                                |
| 3 | DT7-BI      | Power supply for DLED7 bicolor LED light heads                            |
| 3 | DPLS        | Light shield ring   |
| 3 | DBD8        | Standard barn door (eight leaves)   |
| 2 | DLSR70      | Speedring for CLASSIC Series and DLED4 light heads                        |
| 2 | DSBSXS      | dedoflex mini soft box 30x30x23cm (12x12x9")                              |
| 2 | DLGRIDXS    | Grid (40°), fits mini soft box  |
| 1 | DP1,1       | Imager projection attachment  |
| 1 | DPGH        | Steel gobo holder (size ,M')  |
| 1 | DPGSET      | Gobo set (six popular steel gobos, size ,M')                              |
| 3 | DFH         | Gel filter holder   |
| 1 | DGW         | Gel filter set, warm tone (fits Classic Series filter holder)             |
| 1 | DGMD        | Gel filter set, mixed diffusion (fits Classic Series filter holder)       |
| 1 | DGCOL       | Gel filter set, color effect (fits Classic Series filter holder)          |
| 3 | DFX glasses | Three structur glass filters with holder<br>DFXT6-R / DFXT10-B / DFXT11-P |
| 2 | DPACP       | Accessory pouch   |
| 1 | CLAMP1      | dedolight clamp   |
| 3 | DST         | dedolight stands  |
| 1 | DCHDW1      | Hard case with handle and wheels  |

Size: 57.9 x 46.5 x 29.7 cm (22.8 x 18.3 x 11.7")

Weight: 19.90 kg (43.9 lbs)



### **KLT7-3-D** 3 Light LED Kit - daylight (3x DLED7 TURBO LED) AC

Same as KLT7-3-BI, but as 90 W TURBO daylight system with DLED7-D, DT7-BAT-AB ballasts instead of bicolor units.





# SETUP



Picture shows setup with 3 DLED3 Turbo, 40W lights with integrated electronics, battery driven, background projection with DLED4 (40W), light head plus imager.



Picture printed on gel, combined with gobo (window). Identical setup, easier to perform with DLED3, otherwise identical.



Picture shows setup as described above.  
Background projection from printed gel image.



The dedolight DLED series has been enthusiastically received for mobile light as well as studios, due to it's unique dedolight optical advantages.

Patented, non-spherical system, very special LED light sources, designed, developed and built exclusively to cooperate with the dedolight optical system, transferring all of the known dedolight precision lighting advantages.

Highest efficiency enabling battery operation.

Perfect light distribution and color quality. Bicolor version tunable from 2,700 up to 6,500 Kelvin.



Picture shows lighting setup using 11 LED lights. Showing slide projection for book shelf background. Picture should serve as illustration for lighting setup, showing different layers of depth, 3-dimensional impression, also for possible focus shift from books in foreground to 2 persons in dialogue and further to single person reading.



Picture above shows increased depth illusion, enhanced by placing background (book shelf projection) out of focus.



These pictures lit with 3 DLED7 Turbo lights, background projection from slide.



**Dedo Weigert Film GmbH**

Karl-Weinmair-Straße 10  
D-80807 Munich, Germany

Phone: +49-(0)89 - 356 16 01  
Fax: +49-(0)89 - 356 60 86  
info@dedoweigertfilm.de  
www.dedoweigertfilm.de